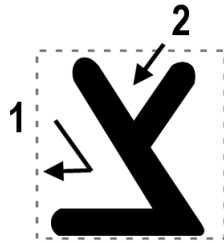




# Tsade Writing Practice

*“Ts” as in nuts*



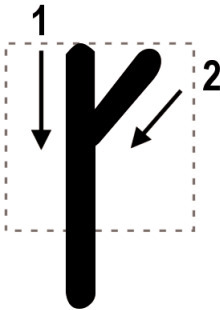
# Tsade Writing Practice

*“Ts” as in nuts*



# Final Tsade Writing Practice


*“Ts” as in nuts*



Handwriting practice lines for the final Tsade character. The page contains four rows of horizontal lines. The first row has five Tsade characters: four hollow outlines for tracing and one solid black character. The second row has three hollow outlines. The third row has two hollow outlines. The fourth row has one hollow outline. A vertical pink line is on the right side of the page.

# Final Tsade Writing Practice

*“Ts” as in nuts*



Handwriting practice lines for the final Tsade letter. The page features five sets of horizontal lines (top, middle, bottom) with a vertical red margin line on the right. The first set of lines contains six cursive letters: five are hollow outlines for tracing, and the sixth is a solid black example. The second set of lines contains three hollow outlines. The third set of lines contains two hollow outlines. The fourth set of lines contains one hollow outline. The fifth set of lines is empty.