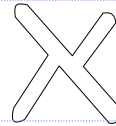
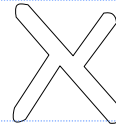
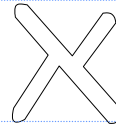
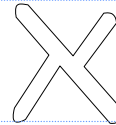
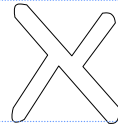
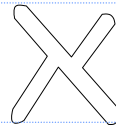
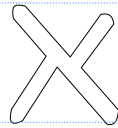
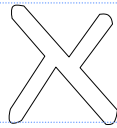
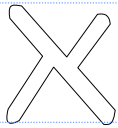
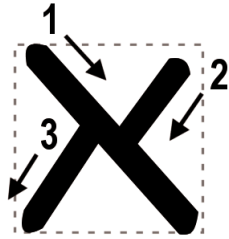


Aleph Writing Practice

Silent Letter

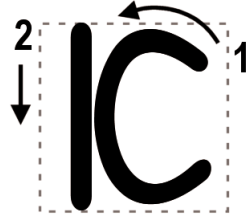
takes the sound of its vowel



Aleph Writing Practice

Silent Letter

takes the sound of its vowel



Handwriting practice lines for the Aleph letter. Each line consists of a top solid blue line, a middle dashed blue line, and a bottom solid blue line. A vertical red line is on the right side of the page.

Row 1: Five Aleph characters. The first four are hollow outlines, and the fifth is a solid black letter.

Row 2: Three hollow Aleph outlines.

Row 3: Two hollow Aleph outlines.

Row 4: One hollow Aleph outline.

Row 5: Empty handwriting lines.

Row 6: Empty handwriting lines.